



# Institut Teknologi Bandung Wiley Subscription

# What is Wiley?

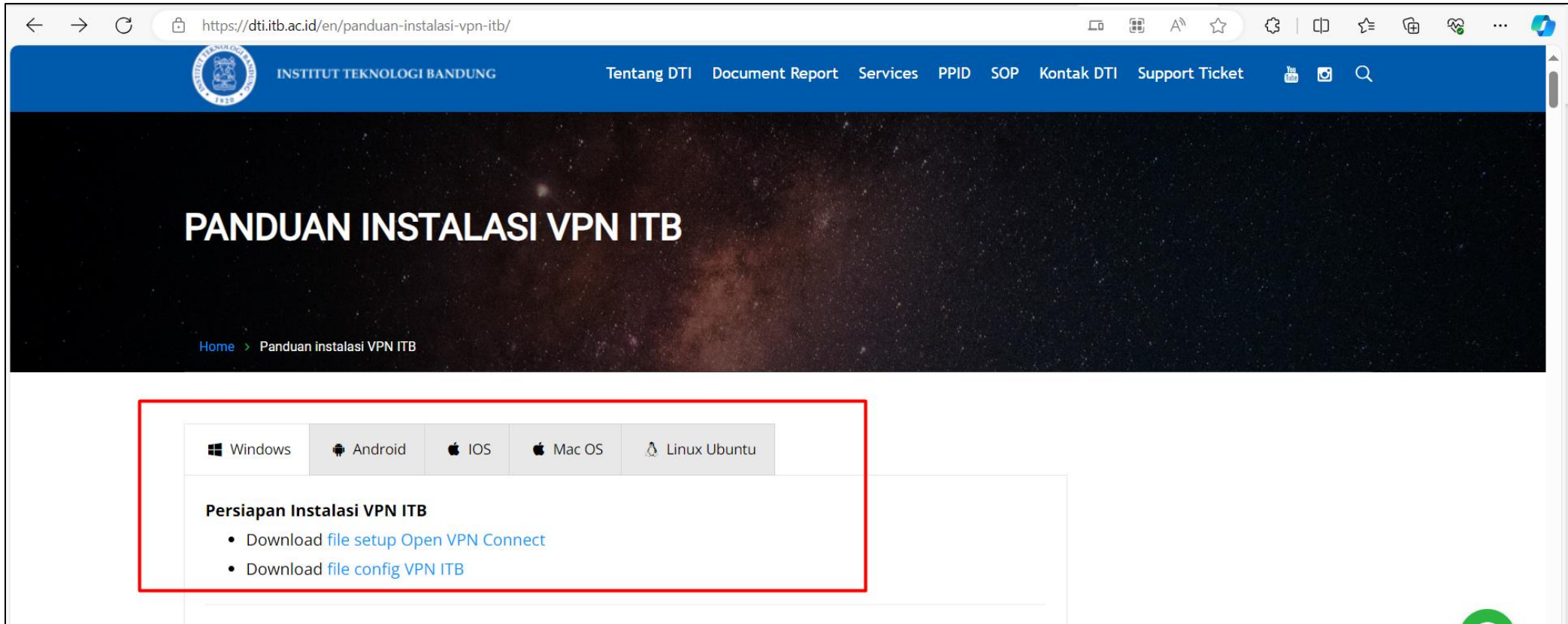
- A global publishing company that provides educational materials, academic publications and professional resources
- Collaborates with authors, educators, institutions to produce high-quality academic content
- Providing digital textbook to Institut Teknologi Bandung

# How to access ITB's Wiley subscription?

- 1) **Access titles within school** compound when you are connected to the school's IP range e.g. ITB campus Wi-Fi
- 2) **Access titles remotely** when you are connected to the school's **VPN** or by using **remote login function**

# Connecting to ITB VPN

- 1) Visit <https://dti.itb.ac.id/en/panduan-instalasi-vpn-itb/>
- 2) Download 2 items: #1 Setup for Open VPN Connect and #2 File config VPN ITB



The screenshot shows a web browser displaying the ITB VPN installation guide. The page features a blue header with the ITB logo and navigation links. The main content area has a dark background with the title "PANDUAN INSTALASI VPN ITB". Below the title, there is a breadcrumb trail: "Home > Panduan instalasi VPN ITB". A red box highlights a section titled "Persiapan Instalasi VPN ITB" which includes a list of instructions: "Download file setup Open VPN Connect" and "Download file config VPN ITB".

https://dti.itb.ac.id/en/panduan-instalasi-vpn-itb/

INSTITUT TEKNOLOGI BANDUNG

Tentang DTI Document Report Services PPID SOP Kontak DTI Support Ticket

PANDUAN INSTALASI VPN ITB

Home > Panduan instalasi VPN ITB

Windows Android iOS Mac OS Linux Ubuntu

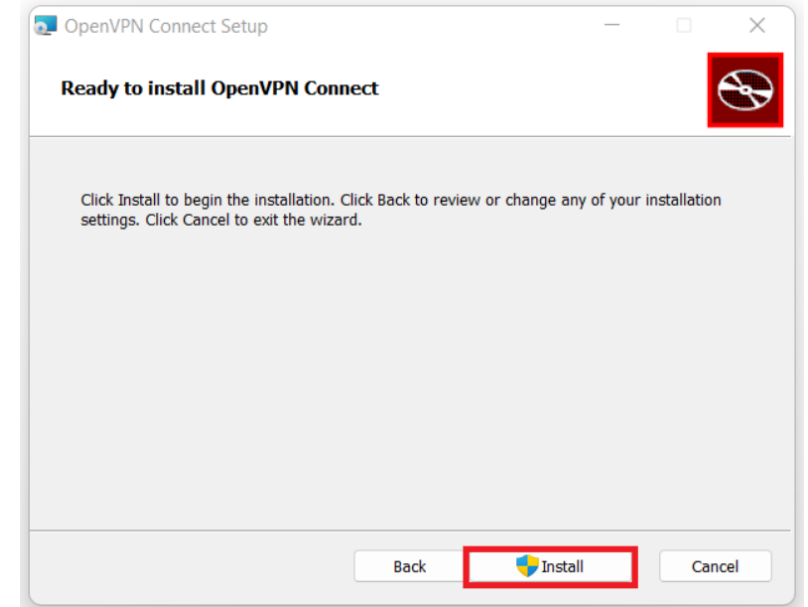
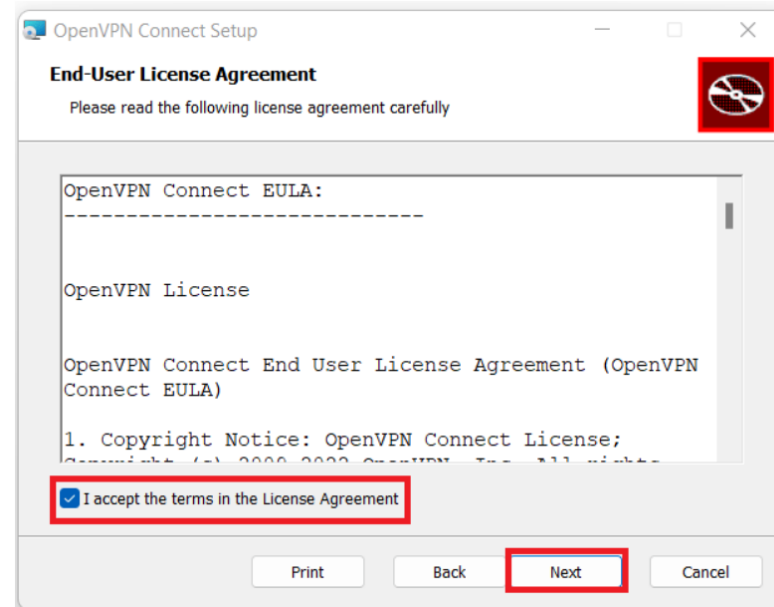
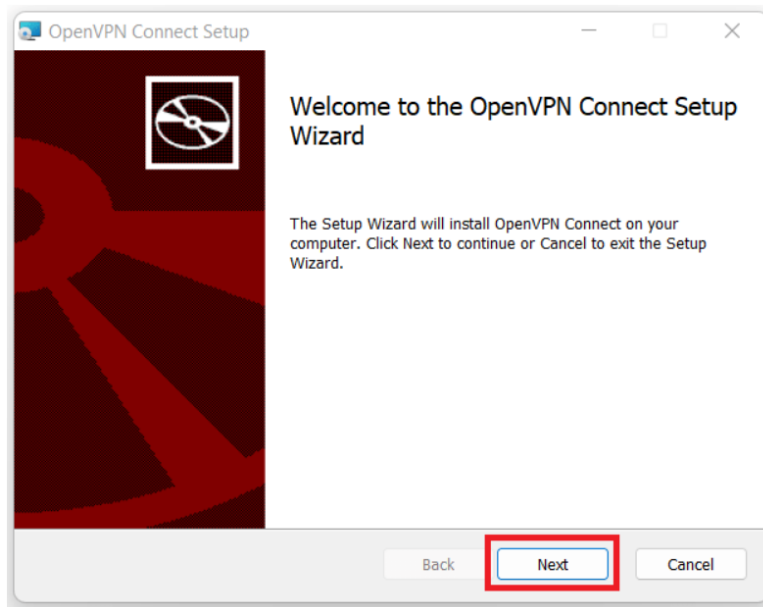
**Persiapan Instalasi VPN ITB**

- Download [file setup Open VPN Connect](#)
- Download [file config VPN ITB](#)

# Connecting to ITB VPN

3) Open item #1 that you downloaded and launch it

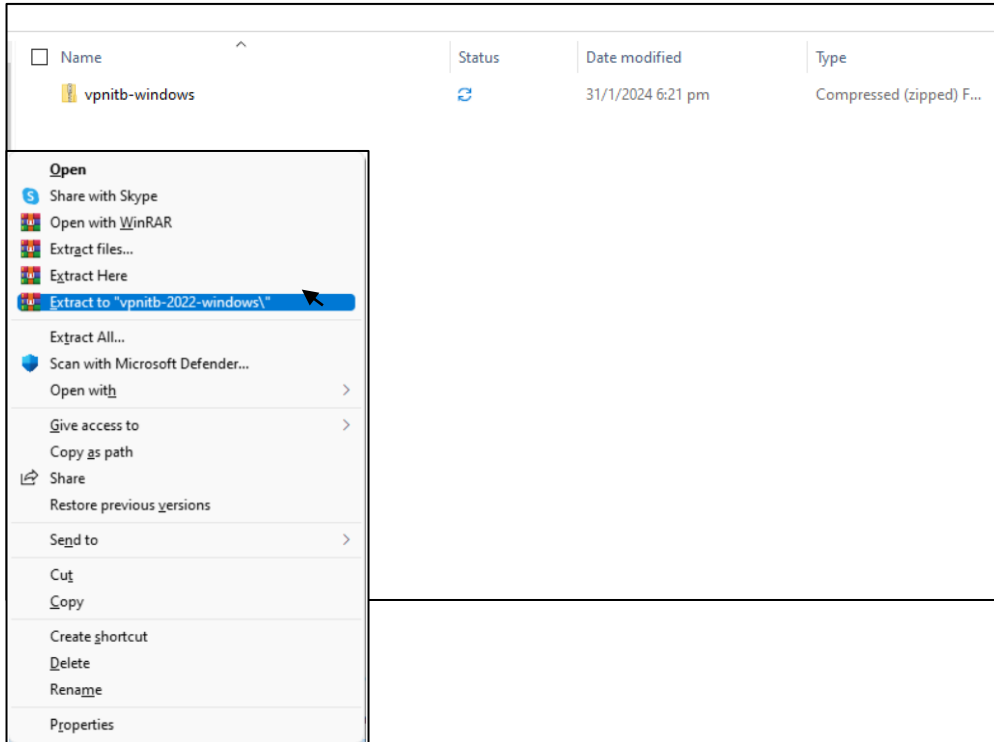
4) Follow the installation instructions



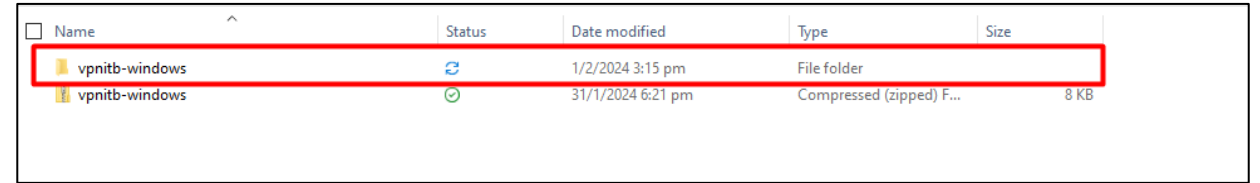
# Connecting to ITB VPN

5) Open item #2 you downloaded. As it is a ZIP file, you need to extract it by right clicking and selecting 'Extract'

**Before extraction**

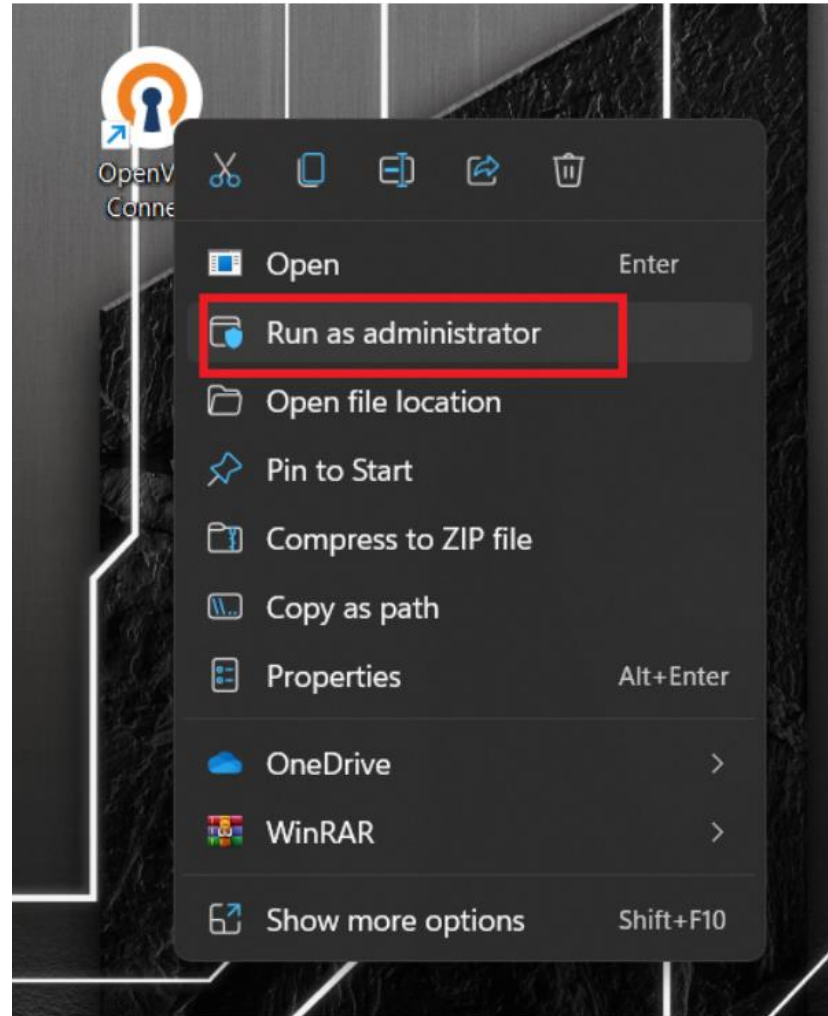


**After extraction**



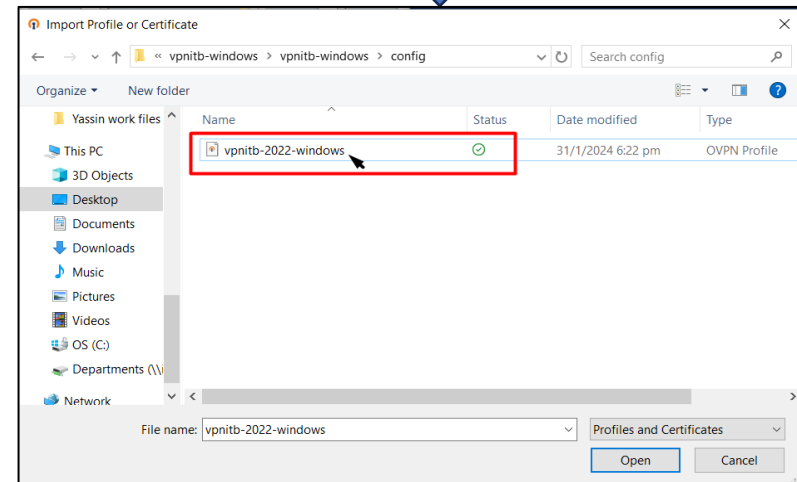
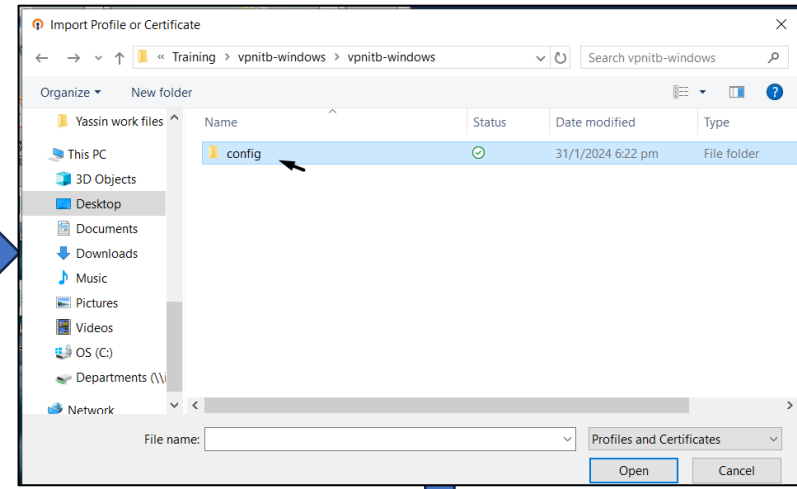
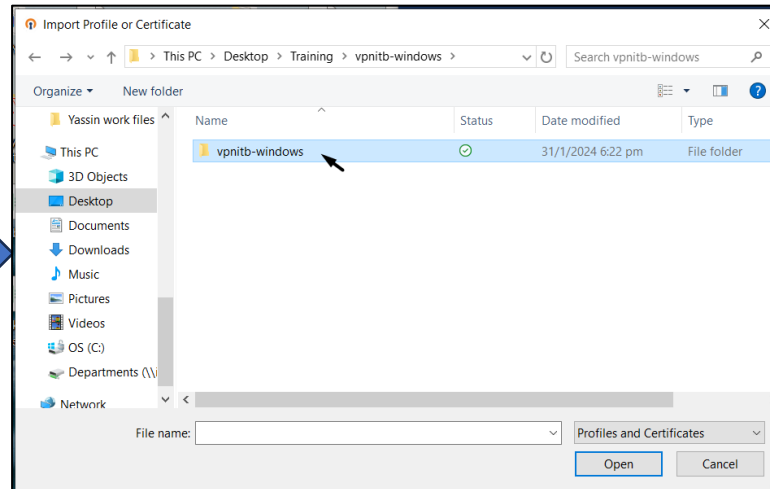
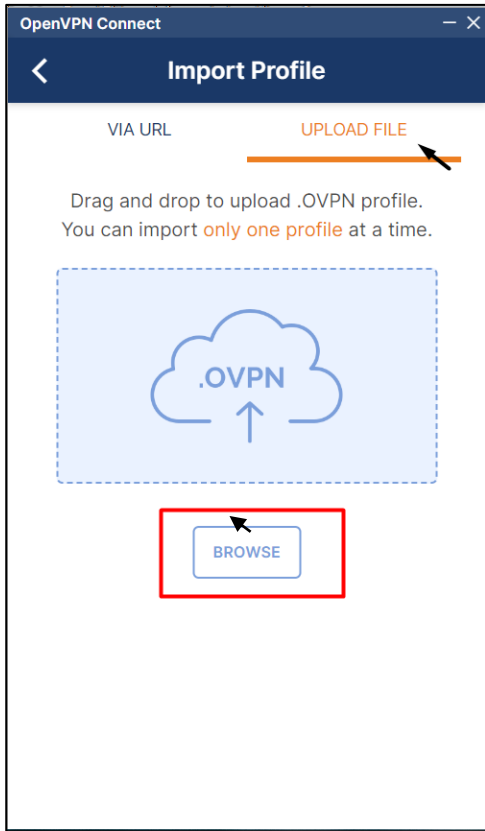
# Connecting to ITB VPN

6) Launch OpenVPN Connect that you just installed by right-clicking on the shortcut and select 'Run as Administrator'



# Connecting to ITB VPN

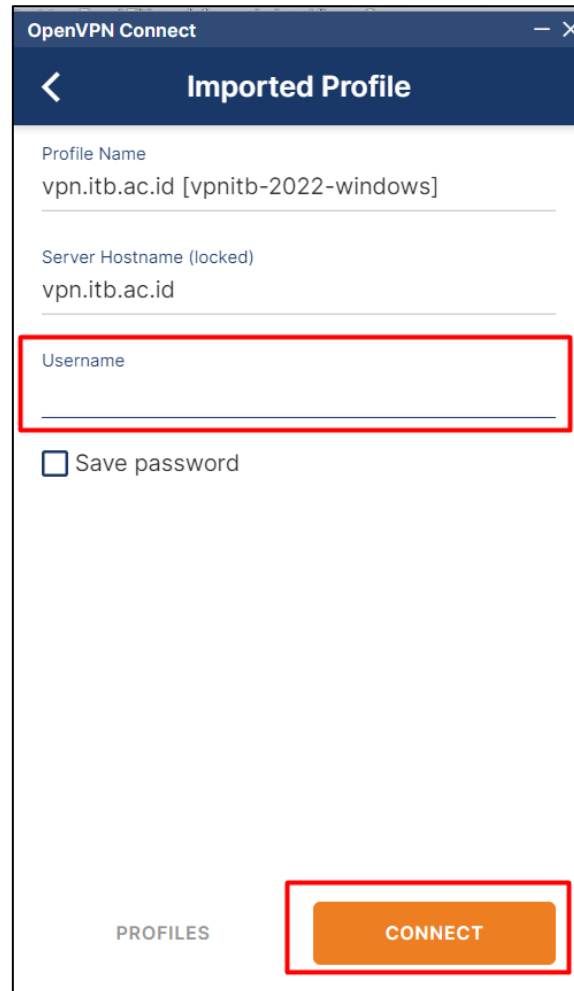
- 7) In OpenVPN Connect, select Import Profile and go to the 'Upload File' tab
- 8) Select 'Browse' and search for the OVPN file in the folder you extracted





# Connecting to ITB VPN

9) Insert your ITB credentials and connect to the VPN



The screenshot shows the 'OpenVPN Connect' application window with the title 'Imported Profile'. The interface includes the following elements:

- Profile Name:** vpn.itb.ac.id [vpnitb-2022-windows]
- Server Hostname (locked):** vpn.itb.ac.id
- Username:** A text input field, currently empty, highlighted with a red border.
- Save password:** An unchecked checkbox.
- Navigation:** A back arrow icon at the top left and a 'PROFILES' label at the bottom left.
- Action:** An orange 'CONNECT' button at the bottom right, highlighted with a red border.




# How to access ITB's Wiley subscription?

- 1) Visit ITB Library website: <https://lib.itb.ac.id/>
- 2) Select Akses Buku TPB

The screenshot displays the ITB Library website interface. At the top, there are five main service tiles: 'MAHASISWA BARU' (New Students), 'LAYANAN PINJAM ANTAR-PERPUSTAKAAN INTERNASIONAL BERBASIS ELEKTRONIK' (International Inter-library Loan), 'AKSES BUKU TPB' (TPB Book Access), 'AKSES E-JOURNAL' (E-Journal Access), and 'AKSES E-BOOK' (E-Book Access). The 'AKSES BUKU TPB' tile is highlighted with a red border and features the Wiley logo and the text 'BUKU REFERENSI MAHASISWA ITB'. Below these tiles are three navigation buttons: 'INTEGRATED SEARCH', 'ITB DIGITAL LIBRARY', and 'ITB LIBRARY CATALOG'. The 'ITB DIGITAL LIBRARY' button is selected, leading to a search interface with the title 'ITB Digital Library'. The search bar contains the text 'Pencarian Disertasi, Tesis, dan Tugas Akhir' and a green 'CARI' (Search) button.

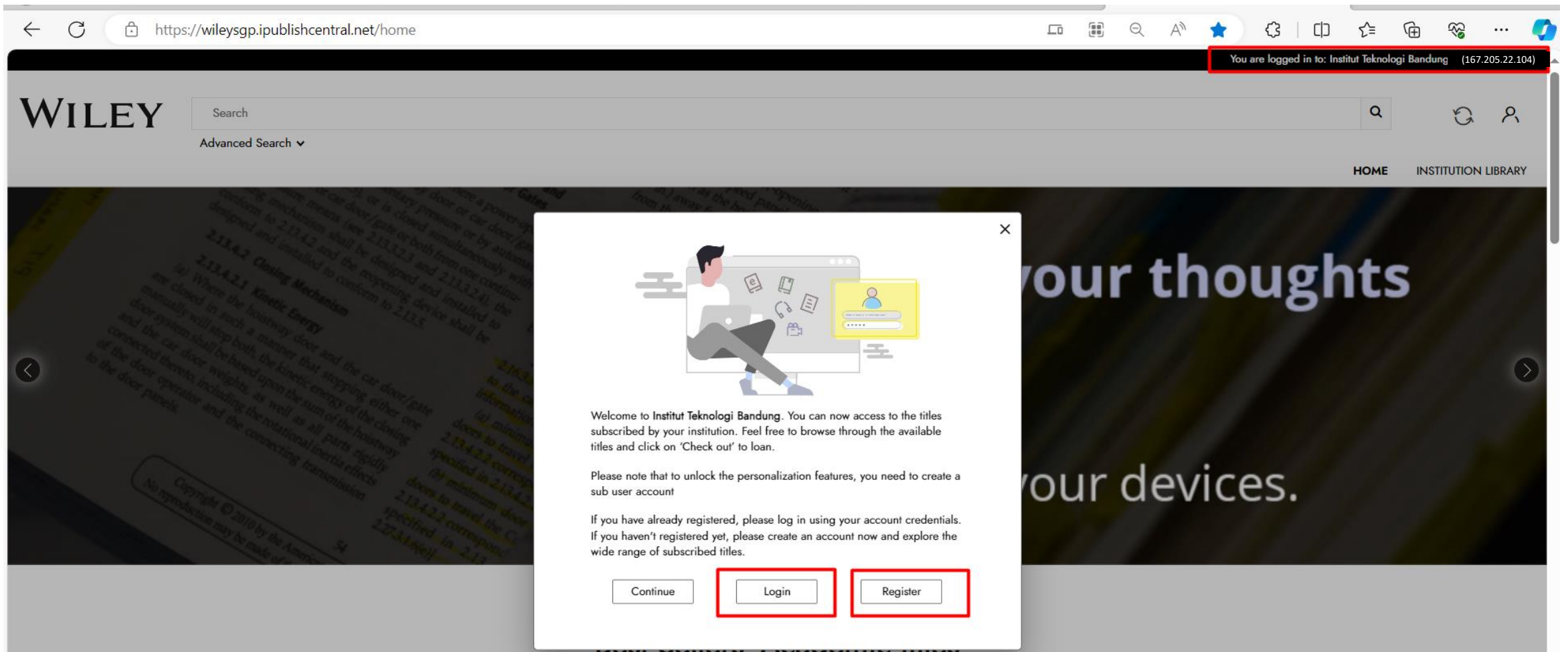
# How to access ITB's Wiley subscription?

3) Scroll down and select Wiley title you would like to read:

No.	Cover Buku	Judul	Penulis	ISBN	Keterangan
1		Physics, 12 Edition.	David Young, Kenneth W. Johnson, Shane Stadler, John D. Cutnell	9781119773535	Masa Aktif Baca selama 7 hari dan dapat diperpanjang
2		Fundamentals of Physics, Extended. 12 Edition.	David Halliday, Robert Resnick, Jearl Walker	9781119773474	Masa Aktif Baca selama 7 hari dan dapat diperpanjang
3		Chemistry. The Molecular Nature of Matter.	Alison Hyslop, Neil D. Jespersen	9781119741831	Masa Aktif Baca selama 7 hari dan dapat diperpanjang

# How to access ITB's Wiley subscription?

You will be redirected to iPublishCentral (IPC), our reading platform and you will see if you are connected to ITB's IP range:



The screenshot shows a web browser at the URL <https://wileysgp.ipublishcentral.net/home>. The browser's address bar indicates the user is logged in to Institut Teknologi Bandung (167.205.22.104). The Wiley logo is visible in the top left, and a search bar is present. The main navigation includes 'HOME' and 'INSTITUTION LIBRARY'. A modal window is displayed in the center, featuring an illustration of a person at a computer. The modal text reads: 'Welcome to Institut Teknologi Bandung. You can now access to the titles subscribed by your institution. Feel free to browse through the available titles and click on 'Check out' to loan. Please note that to unlock the personalization features, you need to create a sub user account. If you have already registered, please log in using your account credentials. If you haven't registered yet, please create an account now and explore the wide range of subscribed titles.' At the bottom of the modal, there are three buttons: 'Continue', 'Login', and 'Register'. The 'Login' and 'Register' buttons are highlighted with red boxes.

Create an account using your **ITB** email. Creating an account allows you to save your personalisation

https://wileysgp.ipublishcentral.net/home/signup

You are logged in to: Institut Teknologi Bandung (203.116.215.134)

WILEY Search Advanced Search

HOME INSTITUTION LIBRARY

### Create Your Account

Already have an account? [Login](#)

First Name \*

Please enter first name

Last Name \*

Please enter last name

User Name \*


Email \*

Please enter email

Password \*  STRONG

Confirm Password \*

The password must have minimum 8, maximum 32, at least one upper case, lower case & numeric characters.

I'm not a robot  reCAPTCHA Privacy - Terms

I agree to the [Terms and Conditions](#) and [Privacy Policy](#)

# Verify your account through your email:

Activate your Wiley Digital Textbook account NOW! Inbox x



support@ipublishcentral.com

to [REDACTED]

Hi [REDACTED]

Your Wiley Digital Textbooks account has been created, please click on the link below to activate your account within the next 30 days:

[https://wileysgp.ipublishcentral.net/email-activate/\[REDACTED\]](https://wileysgp.ipublishcentral.net/email-activate/[REDACTED])

Should you require any assistance, please contact our Wiley Higher Education Asia Support Team at [HEAsiaEnquiry@wiley.com](mailto:HEAsiaEnquiry@wiley.com)

Thank you,  
Wiley Singapore Team

↩ Reply

↩ Reply to all





➦ Forward



# Login & begin your learning:

- 2,000 concurrencies for each title allowing
- Borrow a book for 7 days before it is automatically returned to the system. Your personalization will be saved to your account even after returning the book

You are accessing the content of: Institut Teknologi Bandung

**WILEY** Search    

Advanced Search ▾

HOME INSTITUTION LIBRARY MY LIBRARY MY DASHBOARD ADMIN

**TYPE**

eBook 3

**AUTHOR**

Kenneth W. Johnson 1

Shane Stadler 1

John D. Cutnell 1

Robert Resnick 1


David Halliday 1


+ SHOW ALL AUTHOR

**PUBLICATION YEAR**

2021 3


## Science




EBOOK 

**Chemistry**  
by Alison Hyslop  
Edition : 8


Checkout




EBOOK 

**Physics**  
by David Young  
Edition : 12

Checkout



EBOOK 

**Fundamentals of Physics, Extended**  
by David Halliday  
Edition : 12

Checkout

# Reader App and offline access

- Download app for android, apple or windows from IPC Home tab
- Click on the synchronise button on IPC Home tab to launch the app and sync your content and personalization

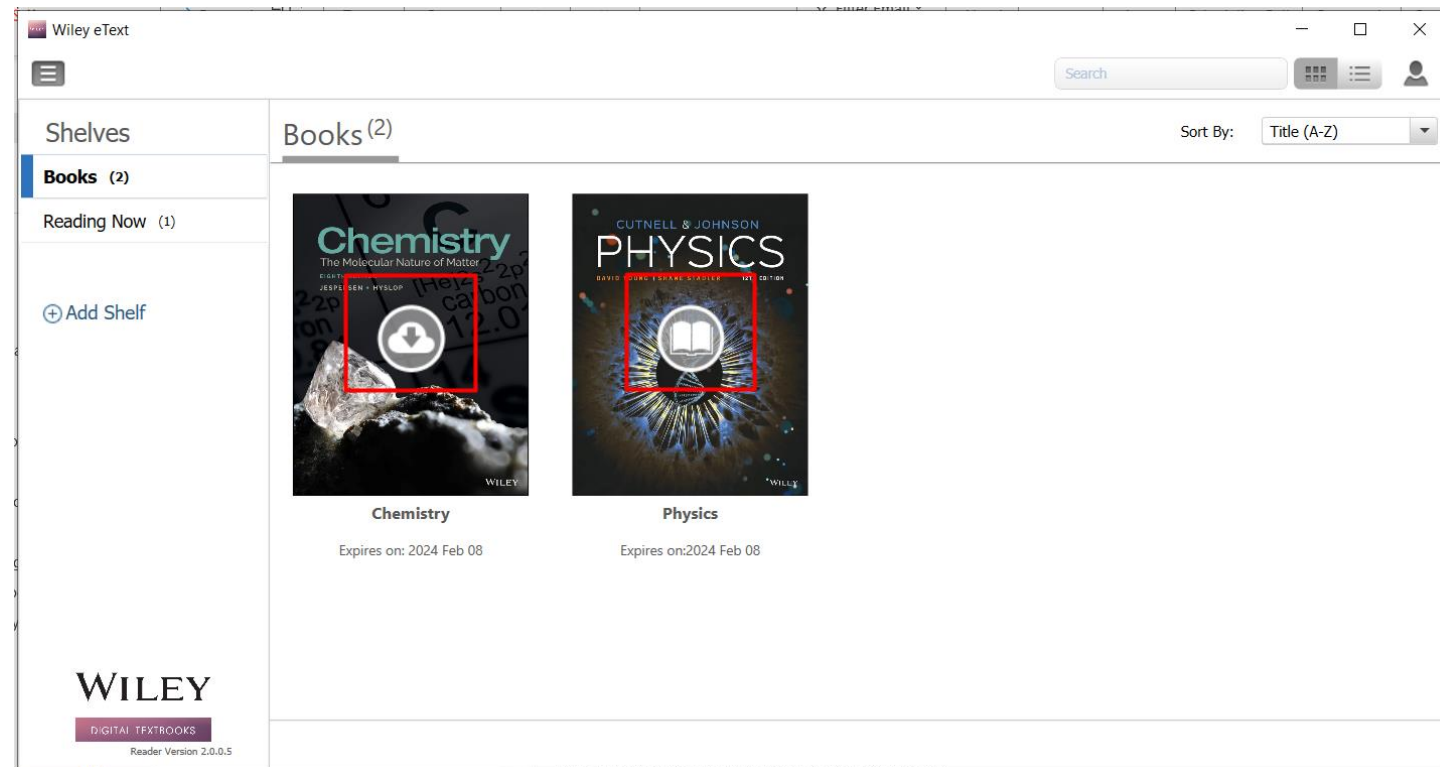
The image displays two side-by-side screenshots. The left screenshot shows a web browser at the URL `wileysgp.ipublishcentral.net/home`. The page features the Wiley logo, a search bar, and a navigation menu with 'HOME' and 'INSTITUTION LIBRARY'. A prominent banner reads 'Organize your thoughts. Highlight. Make Notes. Sync across your devices.' Below this, a 'DOWNLOAD APP' section encourages users to access content on the go, with buttons for 'GET IT ON Google Play', 'Download on the App Store', and 'Download for Windows'. A red box highlights a circular refresh/sync icon in the top right corner of the website's header.

The right screenshot shows the Wiley eText app interface on a mobile device. The search bar contains 'wiley etext'. The app card for 'Wiley eText Education' is highlighted with a red box, showing an 'Open' button. Below it, the 'Bookshelf Education' app is visible with a 'Get' button. The bottom navigation bar includes icons for 'Today', 'Games', 'Apps', 'Arcade', and 'Search'.



# Reader App and offline access

- Download the books to your devices before going offline
- Titles with the cloud icon have not been downloaded yet, double click on it to download. Once downloaded, you will see the book icon and can start reading offline. All notes, highlights, bookmarks are synced across devices when you go online.



# Summary on how to access ITB Wiley Digital Textbooks

1. Connect to ITB IP range through ITB wi-fi or VPN.
2. Head to ITB library website and look for Akses Buku TPB Wiley
3. Click on a title you want to read. You will be redirected to IPC, our reader platform.
4. Create an account using your ITB registered email. An account is important to save all your personalization such as notes, highlights and more!
5. Start reading, studying and personalizing your copy of digital books, when you are online or offline.
6. Share about this with your friends and colleagues!